Preliminary Safety & Health Plan

Douglas Carroll
Consulting Engineers

Air Conditioning Installation
Seahorse and Orchid Wards

at

Cork University Hospital

For

Health Service Executive (HSE)

Project no.:	**W26-048**				
Date of Issue:	October 2026	Issued For	**TENDER**	Rev	00
Date of Issue:	November 2026	Issued For	**TENDER**	Rev	01

This Preliminary Safety and Health Plan has been prepared on a preliminary basis in accordance with the requirements of S1 291 of 2013, the Safety Health and Welfare at Work (Construction) Regulations 2013, as amended

For

Project:

Air Conditioning Installation
Seahorse and Orchid Wards
at
Cork University Hospital

Prepared By

DOUGLAS CARROLL CONSULTING ENGINEERS

Project Supervisor for Design Process

Date:

03/11/2026

The information contained in this document is presented in good faith, but its application must be considered in the light of circumstances of individual projects and the exercise of individual professional judgement.

DOCUMENT TRACKER

Rev	Description	Date	Prepared By	Checked By	Approved By
Draft	Issued for Information	09/10/2026	Danish Akbar	Michael Purcell	Ted Carroll
01	Tender	03/11/2026	Danish Akbar	Michael Purcell	Ted Carroll

CONTENTS

1.0 GENERAL DESCRIPTION OF PROJECT

2.0 OTHER WORK ACTIVITIES

3.0 KNOWN EXISTING SERVICES

4.0 PARTICULAR RISKS

5.0 CONTINUING LIAISON

6.0 APPENDIX A GENERAL SITE RULES APPLICABLE TO CONSTRUCTION SITE

7.0 APPENDIX B SAFETY & HEALTH PLAN

8.0 APPENDIX C DRAWING / SPECIFICATION LISTS

9.0 APPENDIX D SAFETY FILE

10.0 APPENDIX E OTHER INFORMATION FORMING PART OF THIS PRELIMINARY PLAN

11.0 APPENDIX F ADVICE NOTES

12.0 APPENDIX G TEMPORARY & PERMANENT WORKS DESIGNERS CERTS

PRELIMINARY SAFETY & HEALTH PLAN

This Safety & Health Plan has been prepared on a preliminary basis in accordance with the requirements of S1 291 of 2013, the Safety Health and Welfare at Work (Construction) Regulations 2013, as amended and is based on project information available of this time.

1.0 GENERAL DESCRIPTION OF PROJECT

1.1 Client

Health Service Executive (HSE)
Cork University Hospital (CUH)
Tel: Sean O'Callaghan **E-mail** Sean.OCallaghan2@hse.ie

1.2 Client Appointments

1.2.1 Project Supervisor for Design Process & Design Team Leader

Douglas Carroll Consulting Engineers.
3rd Floor, Suite 7, Station House, Railway Square,
Waterford. X91 T38K
Tel: 051-306 670 **E-mail** Info@dceng.ie

1.2.2 Architect

None Appointed
Tel: N/a **E-mail** N/a

1.2.3 Quantity Surveyors

None Appointed
Tel: N/a **E-mail** N/a

1.2.4 Civil / Structural Engineers

None Appointed. Structural design associated with external-unit mounting is within the main contractor's scope.
Tel: N/a **E-mail** N/a

1.2.5 Mechanical & Electrical consulting Engineers

Douglas Carroll Consulting Engineers.
3rd Floor, Suite 7, Station House, Railway Square,
Waterford. X91 T38K
Tel: 051-306 670 **E-mail** Info@dceng.ie

1.2.6 Fire Safety Consultants

None Appointed. Firestopping inspection and sign-off are within the contractor's specialist scope.
Tel: N/a **E-mail** N/a

1.2.7 Process Engineers

None Appointed
Tel: N/a **E-mail** N/a

1.2.8 Temporary Works Designers

None Appointed. Main contractor to arrange competent design where required by the proposed works.
Tel: N/a **E-mail** N/a

1.2.9 Other Consultants.

None Appointed
Tel: N/a **E-mail** N/a

1.3 Project Description

The works comprise the phased installation of new air conditioning systems serving the Seahorse and Orchid Wards within the Cork University Hospital, together with associated mechanical, electrical, controls, builder's works, firestopping, testing, commissioning and handover activities. The works will be planned and carried out in a controlled sequence to suit the site and operational requirements.

- The successful Works Contractor will be appointed as the PSCS for the duration of the works.
- All works will be coordinated with the Client and other relevant parties prior to commencement.
- The works contractor/PSCS will be responsible for ensuring safe access, segregation of the work area and coordination of all associated trades.
- **N.B:** This PHSP covers the air conditioning installation works to the Seahorse and Orchid Wards and all directly associated mechanical, electrical and builder's works required to complete the project.

Works Element: Installation of new Hybrid VRF air conditioning systems serving the Seahorse and Orchid Wards, together with 2 No. standard split systems serving the Orchid Consultant Examination Suites 6 and 7. The works include indoor and outdoor units, Hybrid Branch Controllers (HBCs), refrigerant and hydronic pipework, condensate drainage, associated electrical services and BMS integration, together with isolation and decommissioning of existing radiant panel heating serving the rooms provided with AC. Associated works include external unit supports, ceiling opening and reinstatement, service penetrations, specialist firestopping and works to affected external panels, including specialist asbestos removal where required, together with testing and commissioning necessary to deliver complete operational systems.

An indicative sequence of works is provided below for information. The sequence will require the agreement of the appointed Works Contractor.

- Set out the works areas and establish safe access and segregation arrangements.
- Deliver and store materials, plant and equipment in designated areas.
- Survey the works areas and confirm existing services and service routes prior to commencement.
- Open existing ceilings as required to facilitate the installation works.
- Provide protection and carry out required dust-control and cleaning measures during ceiling works.
- Form service openings and penetrations through walls, ceilings, roofs and other building elements as required.
- Carry out specialist removal of asbestos-containing external panels where required to facilitate the works.
- Install supports and bases for external condensing units and associated services.
- Install external condensing units, Hybrid Branch Controllers (HBCs) and indoor air-conditioning units.
- Install refrigerant and hydronic pipework, valves, insulation and associated accessories.
- Install condensate drainage from indoor units, HBCs and external units as applicable, routed to the designated drainage points.
- Install electrical power and control cabling, containment and associated accessories.
- Complete BMS connections and integration with the existing controls.
- Isolate and decommission the existing radiant-panel heating serving the designated air-conditioned rooms, as required.
- Coordinate and carry out approved shutdowns and tie-ins to existing mechanical and electrical services.
- Provide specialist firestopping to all new penetrations through fire-rated building elements.
- Complete weather sealing and making good to all affected external penetrations and panels.
- At the end of each shift, reinstate all ceilings and affected areas, complete the required cleaning and leave the rooms and adjacent areas in their normal condition ready for hospital use.
- Carry out pressure testing, leak testing, flushing and other system testing as applicable.
- Carry out testing, commissioning and functional testing of the air-conditioning systems, controls and BMS interfaces.
- Complete final verification and place the systems into operation.
- Remove all waste materials, surplus materials and temporary works from site on completion.

N.B: Dust Control, Cleaning and Daily Reinstatement: As part of the hospital's aspergillosis prevention requirements, the Works Contractor/PSCS shall ensure that appropriate dust-control measures and segregation of the work areas are maintained throughout the works.

Where ceiling tiles are removed, the exposed ceiling void shall be cleaned using a HEPA-filtered vacuum following the initial opening of the ceiling and again upon completion of the installation works, prior to ceiling reinstatement. All removed ceiling tiles shall be cleaned before reinstatement. Horizontal surfaces within the affected work areas shall be wiped down, and floors shall be vacuumed and washed with detergent where required.
All affected ceilings and associated fittings shall be fully reinstated, and the affected rooms, corridors and adjoining areas shall be cleaned and returned to their normal condition at the end of each applicable shift, prior to handback to HSE/CUH. Sufficient time shall be allowed within the agreed working hours to complete these activities.
N.B: Fire Compartmentation: The Works Contractor/PSCS shall verify the fire resistance requirements of existing walls, floors and other fire-rated elements before forming service penetrations. All penetrations through fire-rated construction shall be appropriately firestopped by competent specialists, with the necessary inspection and certification provided. Existing fire compartmentation and escape routes shall be maintained throughout the works.
N.B: Condensate Drainage: The Works Contractor/PSCS shall ensure that condensate drainage from the air-conditioning installations is appropriately connected to the agreed discharge locations and that no water accumulation occurs which may create slip hazards within pedestrian or access areas.

1.4 Site Location

Cork University Hospital, Wilton, Cork
Tel: 0871880027 (Sean O'Callaghan) Chief Assistant Technical Services Officer **E-mail** Sean.OCallaghan2@hse.ie

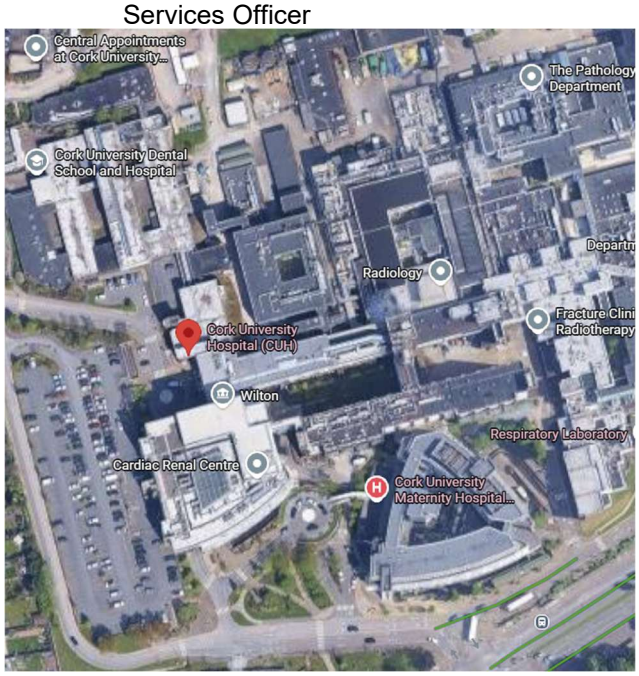

Site Location Map

1.5 Contaminated Land

No contaminated land survey has been provided. Limited drainage excavation may be required; its extent and ground conditions are unconfirmed. Stop and obtain advice if unexpected contamination or suspect materials are encountered. Presumed asbestos in external panels is addressed separately in Section 4.2.

1.6 Drawings / Specifications / Location of connections for Welfare Facilities

See Tender Documentation pack & attached Drawings & documents register(s).

Drawings: See Tender Documentation pack & attached Drawings

Specifications & Schedules: See Tender Documentation pack & attached documents register(s).

Existing Safety File for the project:	Existing building Safety File and further record services information can be made available on contractor's request. No asbestos survey or register has been supplied for preparation of this plan.
Welfare facilities Location:	Location for welfare facilities to be agreed between HSE and the main contractor/PSCS.
Location of Electricity, Water and Sewage Connections, where appropriate, to facilitate adequate welfare facilities to be shown in drawings as per attached Schedule in Appendix C	Location of connections for welfare facilities to be agreed between HSE and the main contractor/PSCS.

1.7 Relevant Adjoining Land Uses

The works are located within the existing operational Seahorse and Orchid Wards at Cork University Hospital. The installation works will be carried out within a number of existing clinical/consultation rooms, with associated pipework, drainage, electrical/control services and other services routed through adjoining corridors and circulation areas.
The rooms in which works are being undertaken, together with nearby rooms as required, will be vacant during the relevant works. The remainder of the wards and adjoining hospital areas will remain operational. Particular consideration shall therefore be given to segregation of the works, maintaining safe hospital access and circulation routes, protection of patients, staff and visitors, dust and noise control, and reinstatement of affected ceilings and areas to their normal condition at the end of each shift.

1.8 Restriction of Working Hours

Seahorse Ward (Phase 1):
Monday to Saturday: No works permitted between 06:30 hrs and 19:00 hrs.
Sunday: No restrictions on working hours; full-day working is permitted.

Orchid Ward (Phase 2) – Monday to Friday:
No works permitted between 06:30 hrs and 20:30 hrs.
Saturday and Sunday: No restrictions on working hours; full-day working is permitted.

1.9 Site Restrictions

Contractor access to the works areas shall be via the designated stairs and access routes identified by HSE. Access shall be restricted to the agreed works areas and routes only. Work areas shall be appropriately segregated from operational hospital areas. Existing finishes, equipment and services shall be protected, and hospital escape and emergency access routes shall be maintained at all times.

1.10 Traffic System Access Restrictions

Vehicular and pedestrian access to Cork University Hospital will remain in use throughout the works and will be shared with hospital staff, patients, visitors, service vehicles and deliveries.
Contractor access to the works areas shall be via the designated access routes and stairs identified by HSE. Existing hospital roads, footpaths, entrances, circulation routes and emergency access routes shall be kept clear of construction materials, equipment, vehicles and other obstructions at all times.
The Works Contractor/PSCS shall coordinate all construction traffic, deliveries, unloading, removal of waste and movement of materials with HSE and shall ensure safe access and egress to the hospital and surrounding areas is maintained at all times.
Particular care shall be taken to avoid conflict between construction activities and hospital users. The safe management of construction traffic and movement of materials within the hospital campus and along the designated access routes shall be the responsibility of the Works Contractor/PSCS and shall be managed to the satisfaction of HSE/CUH.

1.10.1 Access to site

Use the client-indicated access stair and compound area in Appendix E1, subject to confirmation of the complete route from the external entrance to both wards. The image identifies locations but does not establish exclusive use, route widths, load capacities or suitability for transporting heavy equipment.

1.10.2	**Existing roads & sightlines.**	Existing hospital roads, footpaths and access routes shall be kept clear of all obstructions. The Works Contractor shall ensure safe access to and egress from the hospital is maintained at all times, particularly for emergency services. **N.B:** The Works Contractor to provide a site-specific traffic management plan to minimise disruption and ensure the safety of vehicular and pedestrian traffic within the hospital campus and in the immediate vicinity of the works.
1.10.3	**Contractor Car Parking**	**N.B:** Provisionally, there will be very limited on-site contractor parking on the site for the duration of the works. Location for same to be agreed with HSE.

1.11 Program & Phasing

1.11.1	**Intended Contract Commencement & Completion Date(s)***	**Works Package: Air Conditioning Installation Works – Seahorse and Orchid Wards** **Commencement: TBC.** **Start Date: TBC** **Completion: T.B.A. with appointed Works Contractor**

Note
The intended project commencement and completion dates are to be confirmed. The Works Contractor shall prepare and confirm a detailed programme for the works, taking account of the agreed phasing, permitted working hours, access restrictions and the requirements of the operational hospital.
The programme shall allow sufficient time for the works to be carried out in compliance with applicable Health and Safety Regulations and legislation and shall not adversely impact on safe working methods. The Works Contractor shall confirm that the proposed programme is practicable prior to commencement.

1.11.2	**Phasing**	The works are envisaged to be carried out in 2 (two) main phases, comprising the Seahorse Ward works followed by the Orchid Ward works. Sub-phasing may be required to suit hospital operations, access requirements and the agreed working hours. The appointed Works Contractor will be required to submit a detailed phasing plan for agreement with HSE/CUH, taking account of the fact that the works will be carried out within an operational hospital. **N.B:** The appointed Works Contractor will be required to confirm that the works can be safely executed in the number of phases proposed.
1.12	**Description of Existing Site**	The Seahorse and Orchid Wards are located within the existing operational Cork University Hospital campus. The proposed works are located within the existing hospital buildings and associated external areas.
1.13	**Description of Existing Building**	Cork University Hospital is an existing acute hospital facility comprising clinical, treatment, diagnostic, administrative and supporting accommodation. The Seahorse and Orchid Wards form part of the existing hospital accommodation and comprise patient/clinical rooms, consultation and treatment spaces, staff areas, corridors and associated support spaces. The proposed works will be carried out within these existing areas and associated external plant locations. **N.B:** The existing hospital will remain operational during the works. Accordingly, the PSCS/Works Contractor shall ensure that the works are planned, phased and coordinated to maintain safe access and hospital operations, provide appropriate segregation of the works areas, protect existing services and finishes and minimise disruption to patients, staff and visitors. The works shall also take account of the agreed working-hour restrictions and the requirement to clean, reinstate ceilings and return affected areas to their normal condition following each applicable shift.

2.0 OTHER WORK ACTIVITIES

The following activities, which are **not** directly related to or included within the scope of the proposed air-conditioning installation works, may continue within the existing hospital during the construction phase.

2.1 Existing Building Activities[7]

Cork University Hospital is an operational hospital facility where normal clinical and hospital activities may continue during the works. These activities may include patient care, consultations, treatment, staff and visitor movements, cleaning, maintenance, deliveries and emergency services, all of which are subject to relevant Health and Safety legislation.
N.B: It may be necessary to coordinate ongoing hospital operations with the construction activities. The rooms in which works are being undertaken, together with nearby rooms as agreed with HSE/CUH, will be vacant during the relevant works. The appointed Works Contractor/PSCS shall ensure that the works are properly planned, supervised and segregated so as to maintain safety, protect patients, staff and visitors, and minimise disruption to normal hospital operations.

2.2 Installation of Services, e.g.[8]

The PSDP has not been advised of any requirement for same.

2.3 Installation of furniture, equipment[9]

The PSDP has not been advised of any requirement for same.

2.4 External works such as Land Drainage, Landscaping Public Utility Services, Work by Local Authority[10]

The PSDP has not been advised of any requirement for same.

2.5 Other[11]

The works are to be carried out within a live operational hospital environment. The Works Contractor/PSCS shall allow for all necessary coordination with HSE/CUH in relation to access, phasing, permitted working hours, segregation of work areas, deliveries and the safe execution of the works. All existing services, service routes, dimensions and site conditions shall be verified prior to commencement. Any shutdowns, isolations, temporary works, protection measures, ceiling removal and reinstatement, firestopping, cleaning and making good required to complete the works safely and properly shall be included within the Contractor's scope.
The Works Contractor/PSCS shall ensure that suitable risk assessments, method statements and permits, where required, are in place for hot works, pressure testing, cutting and drilling of existing construction, and any temporary isolation or modification of existing fire alarm, emergency lighting or other hospital services. Such activities shall be coordinated with HSE/CUH prior to commencement.
N.B: The Works Contractor/PSCS shall comply with the requirements detailed under "Dust Control, Cleaning and Daily Reinstatement" within the Project Description section.

3.0 KNOWN EXISTING SERVICES

The following information has been checked, as far as reasonably practicable, by the Project Supervisor for the Design Process (PSDP), based on information provided by the Client and available utility records, and records what can reasonably be established at the design stage.

3.1 Underground Services

Underground services are known to serve the existing Cork University Hospital site. Available utility record drawings are included in Appendix E of this document.
N.B: These drawings are indicative only. The exact locations and routes of existing underground services shall be confirmed by the appointed Works Contractor/PSCS through appropriate service detection surveys, including CAT/Genny or GPR scanning where required, prior to any excavation or ground disturbance.

3.1.1 Water Mains[12]

Existing water mains serve the Cork University Hospital buildings. The proposed air-conditioning installation includes connections to the existing mains-water services for the associated Hybrid VRF systems, as indicated on the mechanical drawings.

N.B: The exact locations, routes and isolation points of the existing water services shall be verified by the appointed Works Contractor/PSCS prior to commencement of any connection or modification works. Any required shutdowns or isolations shall be coordinated with HSE/CUH to minimise disruption to existing hospital operations.

3.1.2 Electric Cables[13]

Existing electrical services serve the Cork University Hospital site. Refer to the ESB Networks record drawing included in Appendix E of this document.
N.B: The ESB Networks drawing is indicative only, and the exact locations and routes of existing underground electrical cables shall be verified by the appointed Works Contractor/PSCS using a Cable Avoidance Tool (CAT) or Ground Penetrating Radar (GPR) scanner, as appropriate, prior to any excavations commencing.

3.1.3 Telephone Cables[13]

Existing telecommunications services serve the Cork University Hospital site. See Eir and Enet record drawings in Appendix E of this document.
N.B: The record drawings are indicative only. The Works Contractor/PSCS shall verify the exact locations and routes of existing underground telecommunications cables prior to any excavations commencing.

3.1.4 Gas Mains[13]

Gas Networks Ireland (GNI) records indicate existing gas distribution mains in the vicinity of Cork University Hospital. See GNI record drawing in Appendix E of this document.
N.B: The GNI record drawing is indicative only and may not identify private gas services within the hospital campus. The Works Contractor/PSCS shall verify the exact locations and routes of any existing underground gas services using appropriate detection methods prior to any excavations commencing.

3.1.5 Other Liquids / Gases under pressure[13]

The PSDP has not been provided with information confirming the presence or routes of any underground services carrying other liquids and/or gases under pressure within the proposed works areas.
N.B: The Works Contractor/PSCS shall verify the presence of any such services prior to any excavations commencing.

3.2 Overhead Services

The presence and locations of existing overhead electrical and telecommunications services within or immediately adjacent to the proposed external works areas have not been confirmed.

3.2.1 Electric Lines[14] See Section 3.2 above
3.2.2 Telephone Cables[13] See Section 3.2 above
3.2.3 Other[13] See Section 3.2 above

N.B: Any utility record drawings provided indicate the **approximate locations and routes of existing services only**. No warranty is given as to their completeness or accuracy. The Works Contractor/PSCS shall independently verify the actual locations of existing underground services prior to commencing any excavation works.
The works contractor is strongly advised **not** to:-

- Rely solely on the provided map(s) and must independently verify the accuracy of the maps provided and the actual physical location(s) of any existing underground services
- Assume the depth of any existing underground services, before commencing works. Cover depth must be verified – by hand dig or other means – prior to commencing excavations.
- Carry out any excavation works without adhering to the H.S.A. CoP on Excavations.

4.0 PARTICULAR RISKS[15]

The following is the non exhaustive list of particular risks to the safety and health of persons (as set out in the legislation) together with the opinion of the Project Supervisor for Design Process on what elements of the works may fall within each particular risk category. It should be noted that many of the risks on the project may arise out of working methods which are at the discretion of the Contractor and as such cannot be determined by the Project Supervisor for the Design Process.

Note that in relation to the following:

(a) **Items 1 and 2 of the Schedule I** only those risks which would not be evident and reasonably deducible from drawings or other support documentation to a competent Project Supervisor Construction Stage are listed.

(b) **Items 3 to 10 of the Schedule I** only those risks which are reasonably foreseeable by the Project Supervisor Design Process are listed.

(c) **Other works which may involve risks** only those risks which would not be evident and reasonably deducible from drawings or other supporting documentation to a competent Project Supervisor Construction Stage are listed.

4.1.1 "Works which put persons at work at risk of (a)falling from a height, (b) burial under earthfalls, (c) engulfment in swampland, where a risk is particularly aggravated by the nature of the work or processes used or by the environment at the place of work or construction site".





Existing Roof Structure:

N.B: The proposed air-conditioning works include the installation of the Seahorse Ward Hybrid VRF outdoor unit on an existing metal roof platform and 2 No. standard split-system outdoor units on the roof above the Orchid Ward Consultant Examination Suites which they serve. The structural capacity and suitability of the existing Seahorse roof platform have not yet been confirmed. The Works Contractor/PSCS shall ensure that the existing platform, supporting structure and proposed equipment supports are assessed by a competent structural engineer prior to installation. Working at roof level will present risks associated with falls from height, roof edges, access to elevated working areas and lifting and positioning of equipment. Suitable access arrangements, edge protection, fall-prevention measures and safe lifting procedures shall be established before commencing roof-level works. No equipment or materials shall be placed on the Seahorse roof platform until its structural suitability has been confirmed.

4.1.2 Falling from a Height, for example: where the risk associated with working at a height is likely to be aggravated by the presence of another significant hazard then a particular risk may be present.

a) Falling from a height.
There is a requirement to:-

- Access and work on the existing roof areas for the installation of the Seahorse Ward Hybrid VRF outdoor unit and the standard split-system outdoor units serving the Orchid Ward Consultant Examination Suites.
- Work in proximity to roof edges, changes in roof levels, roof penetrations and other existing rooftop hazards.
- Lift, position and install outdoor units, associated supports, refrigerant pipework, cable containment and other equipment at roof level.
- Access elevated locations for the installation of indoor units, Hybrid Branch Controllers (HBCs), pipework, condensate drainage, cabling and associated services above suspended ceilings.
- Carry out works to external building panels, including specialist removal and replacement where required, using appropriate access equipment.
- Form and seal roof and wall penetrations where required for associated services.
- Use suitable access equipment and fall-protection measures during installation, inspection, testing and commissioning activities.

Wrt Working at height, there are several aggravating factors, as follows, including:-

Aggravating Factor - Climatic Conditions, Wind Speeds
The risk of falling from a height may be aggravated by adverse weather conditions, particularly strong winds, when carrying out works at roof level.
The Works Contractor/PSCS shall assess weather conditions prior to and during roof-level works, taking account of wind speeds, gusts, the height and exposure of the working location, and the limitations of the proposed lifting and access equipment.
Mitigation: Roof-level works and lifting operations shall not proceed where wind speeds or other weather conditions make the activities unsafe. Suitable access arrangements, edge protection and fall-prevention measures shall be provided.

Aggravating Factor - Climatic Conditions, Rain, Ice & Fog
Rain, frost, ice and fog may increase the risk of slips, trips and falls on existing roof surfaces and reduce visibility during installation works.
Mitigation: Roof-level works shall be suspended where adverse weather conditions create unsafe working conditions. The Works Contractor/PSCS shall ensure that appropriate footwear, access arrangements and fall-protection measures are provided.

Aggravating Factor – Existing Roof Conditions and Access
The proposed works involve access to existing roof areas, including the Seahorse Ward metal roof platform and the roof above the Orchid Ward Consultant Examination Suites. Existing roof-edge protection, safe access arrangements, roof surface conditions and structural load capacities shall be verified prior to commencing works.
Mitigation: The Works Contractor/PSCS shall assess the existing roof conditions, provide suitable safe access and collective fall-protection measures, and establish exclusion zones beneath overhead works. The structural suitability of the Seahorse roof platform shall be confirmed by a competent structural engineer before equipment is installed.

Aggravating Factor – Out-of-Hours Working
The proposed works include evening and night-time working within the operational hospital. Reduced natural lighting may increase the risk of falls from height during roof-level and internal elevated works.
Mitigation: The Works Contractor/PSCS shall provide adequate temporary lighting to all work areas, access routes and elevated working locations. All work-at-height activities shall be appropriately supervised and carried out using suitable access equipment.

4.1.3 Burial Under Earthfalls for example deep foundations, deep cuttings, work in excavation, which are in or adjacent to unstable ground, hazardous underground services or where there is a risk of undermining existing foundations.

N.B: Excavation works may be required in connection with the proposed external condensate drainage arrangements and associated air-conditioning installations. The extent and depth of any excavations have not yet been confirmed.
There is currently no specific information available regarding the geotechnical properties of the ground within the proposed excavation areas.
There is no identified requirement to excavate for deep foundations or deep cuttings as part of the proposed works.
Where excavation is required, the methods employed shall be such as to prevent collapse of excavations, including the provision of suitable shoring or other support measures where necessary.
Sufficient fall-prevention measures, such as temporary fencing, barriers, warning signs and temporary lighting, shall be provided as appropriate, based on a site-specific Risk Assessment/Method Statement prepared by the Works Contractor/PSCS.

4.1.4 Engulfment in Swampland, for example, unstable ground, work adjacent to lakes and ponds or reclaimed ground. Aggravating Factors 4.1.1.-4.1.4.	This risk does not arise on this project based on the proposed scope of works. In each instance where a risk exists it is aggravated by virtue of the requirement to install air conditioning equipment and associated services with their attendant risks.
4.1.5 Works on or near site boundaries or existing structures, which will require excavation.	Localised excavation may be required for the proposed condensate drainage works near existing hospital structures. The extent and location of any such excavation have not yet been confirmed. **N.B:** Where excavation is required near existing structures, the Works Contractor/PSCS shall verify the location of existing foundations and services and ensure that the excavation does not undermine or adversely affect the stability of the existing structures.
4.1.6 Work on or adjacent to fragile roofing materials[16] New roof lights must be non fragile in accordance with Class B as defined by ACR (M) (001)2000 and maintained in accordance with the manufacturer's written instructions. Project Supervisor for Construction Stage is to obtain certification of same to be issued to the Project Supervisor for Design Process.	The works will require roof access in connection with the installation of the air-conditioning outdoor units and associated equipment. Existing roof lights, smoke vents and any other fragile roof materials within or adjacent to the work area shall be treated as fragile unless confirmed otherwise. A non-exhaustive list of suitable control measures shall be implemented, including identification of fragile areas, restriction of access, provision of safe access routes, and use of appropriate fall prevention/ protection systems.
4.1.7 Installation of scaffolding[17] The project may require scaffolding. If scaffolding is necessary, a site specific method statement which will include how the scaffolding will be managed, planned, installed, checked and removed. The use, purpose and maximum loading shall be clearly communicated to the designers, the installers and the users of scaffolding. The Safety and Health Plan shall be updated during the project to reflect the status of the scaffolding CR8 "Scaffolding Report of Inspection of Scaffold".	Scaffolding may be required to facilitate safe access to roof areas and other elevated work locations associated with the installation of the air-conditioning outdoor units and associated equipment. Where scaffolding is required, it shall be designed, erected, inspected, maintained and dismantled by competent persons in accordance with the relevant current standards and regulations. A site-specific method statement shall be provided detailing how the scaffolding is to be managed, including its intended use, loading limitations, inspection regime and removal. The Safety and Health Plan shall be updated during the project to reflect the status of any scaffold installations, including inspection and handover records. **N.B:** The location(s) of temporary roof access towers shall be determined by the Works Contractor and agreed with the PSCS/HSE/CUH, taking account of existing hospital access routes, pedestrian and vehicular movements and emergency access requirements. **N.B:** The PSCS will be responsible for ensuring that the installation & removal of scaffolding will comply with all necessary requirements of the HSA's "*Code of Practice for Access & Working Scaffolds*"
4.1.8 Operations where the nature of work or other restrictions make it impracticable to provide standard scaffolding or other suitable and sufficient means of support. [17]	Such operations may arise during the course of the works due to the existing site conditions, roof layout, access restrictions, fragile surfaces, operational hospital requirements, proximity to edges, or other operational constraints. Where standard scaffolding or other usual means of support cannot reasonably be provided, the Works Contractor/PSCS shall ensure that a suitable alternative safe system of work is developed and implemented. This shall include appropriate risk assessment, method statement, temporary works design where required, and the provision of suitable access equipment, fall protection, supervision and control measures for the specific task.
4.2.1 "Work which puts persons at risk from chemical or biological substances constituting a particular danger to the safety and health of such persons or involving a statutory requirement for health monitoring."	Potential exposure to asbestos fibres may arise during works involving the suspected asbestos-containing external panels at Orchid Ward. **N.B:** The Works Contractor/PSCS shall ensure that the affected panels are assessed and, where confirmed to contain asbestos, removed by appropriately competent personnel using suitable control measures in accordance with applicable legislation. **Aspergillosis risk to patients**: Removing ceiling tiles and working within ceiling voids may release dust containing Aspergillus spores. If this dust spreads to occupied hospital areas, patients with weakened immune systems may inhale the spores and develop invasive

	aspergillosis, a potentially life-threatening infection. The Works Contractor/PSCS shall implement the segregation, dust-control, cleaning and reinstatement measures specified in Section 1.3 under "Dust Control, Cleaning and Daily Reinstatement"
4.2.2 Where certain materials or substances are to be used, or materials in existing buildings are to be modified, a particular risk in relation to chemical or biological substances may exist.	It is envisaged that modifications to existing external building panels at Orchid Ward may give rise to risks associated with asbestos-containing materials. The Client has instructed that the affected panels are to be presumed to contain asbestos and removed by a specialist contractor. No asbestos survey, sampling report or asbestos register has been provided to the PSDP for the affected areas. **N.B:** The Works Contractor/PSCS shall ensure that the affected panels are assessed by a competent asbestos specialist prior to disturbance and that their removal and disposal are carried out in accordance with the relevant statutory requirements.
4.2.3 The circumstances of the use of certain materials or substances may give rise to particular risks based on their toxicological or physio-chemical properties, for example: • The presence or potential presence of explosive atmospheres (including potential for dust explosions). [19] • Work in confined spaces (i.e. areas where there is a possibility of a deficiency of oxygen or the presence of dangerous gases or vapours).[20]	It is not anticipated that materials or substances giving rise to particular risks by reason of their toxicological or physio-chemical properties will form part of the works. However, the proposed air conditioning installations will involve the use of refrigerants and compressed gases, including nitrogen for pressure testing, which may present risks associated with leakage, oxygen displacement and pressure. Notwithstanding this, the Works Contractor shall assess all materials and substances brought to site or used during the works, including but not limited to sealants, adhesives, resins, cleaning products, fuels, oils and any other hazardous substances, and shall ensure that all such materials are used, stored and handled in accordance with the manufacturers' recommendations, relevant Safety Data Sheets, and applicable health and safety legislation. Where any works are required in restricted or enclosed areas, the Works Contractor shall ensure that a suitable task-specific risk assessment and method statement are prepared and that appropriate precautions are implemented prior to commencement.
4.2.4 There may be a specific legal requirement for health monitoring where a work activity puts a person's health at risk from hazardous substances or preparations. Where such a requirement exists, the activity must be regarded as involving a particular risk. Examples of activities requiring health monitoring and therefore involving particular include:	No work activities are foreseen at the time of tender which will give rise to a specific legal requirement for health monitoring, other than potential asbestos-related activities associated with the affected external panels at Orchid Ward, subject to specialist assessment. The use of hazardous substances and work methods, is to be avoided by the Works Contractor. Where such materials or work is unavoidable all relevant precautions must be taken to prevent hazard to health and safety. **N.B:** PSCS to submit, in writing, method statements/confirmations that any hazardous substances to be used on site, shall be used in accordance with the manufacturers recommendations and shall comply with all relevant safety standards.
• The stripping of lagging which contains or is likely to contain asbestos or the breaking or mechanical drilling or screwing and removal of insulating boards tiles and other products likely to contain asbestos to which the Safety, Health and Welfare at Work (Protection of Employees)(Exposure to Asbestos) Regulations 2006 (S.I. No 386 of 2006) apply.	The affected external panels at Orchid Ward are presumed to contain asbestos. The Client has instructed that these panels are to be removed by a specialist contractor. The relevant assessment, removal method and statutory precautions shall be established before disturbance.
• In situ Friable Asbestos	Where Friable Asbestos is identified, the Project Supervisor for Construction Stage shall ensure that a competent asbestos specialist determines and implements the appropriate removal procedures and control measures.

• Demolition involving the flame cutting or shotblasting of painted steel where the paint is likely to contain lead and where an assessment reveals any condition as referred to by the Safety, Health and Welfare at Work (Chemical Agents) Regulations. [21]	No work activities of this nature are foreseen at this time
• Work involving the use of substances which must be labelled with the risk phrases R45 “may cause cancer” or R49 “may cause cancer by inhalation” and where a risk assessment in accordance with Regulation 4(b) of the Safety, Health and Welfare at Work (Carcinogens) PSCS Regulations 2001 S.I. No. 78 of 2001 reveals a risk to safety or health.[22]	No work activities of this nature are foreseen at this time
• Work involving the use of substances or preparation which must be labelled with the risk phrase R42 “may cause sterilisation by inhalation” and where a risk assessment in accordance with Regulations 3(2) and 3(8) of the Safety, Health and Welfare at Work (Chemical Agents) Regulations 1994 reveals a risk to health.[23]	PSCS to ensure that no materials in this category are used without a risk assessment reviewed by the PSDP. Possible Risks from some substances – Works contractor/PSCS to check all containers prior to use, source possible safe alternatives with approval of E.R. If used consult material safety data sheets and ensure all recommended precautions are taken, by means of the preparation of a site-specific Risk Assessment/Method Statement
Any other work activities involving the use of any chemical or biological agents where a risk assessment in accordance with Regulations 4 and 5 of the above mentioned Chemical Regulations 2001 or Regulation 4 of Safety, Health and Welfare at Work (Biological Agents) Regulations 1994 (S.I. No. 146 of 1994) as amended by the Safety, Health and Welfare at Work (Biological Agents) (Amendments) Regulations 1998 (S.I. No. 248 of 1998) reveals a risk to Safety or Health.	No work activities involving chemical or biological agents where a risk assessment reveals a risk to Health or Safety, are foreseen currently.
4.2.5 All hazardous substances and preparation must be labelled with appropriate hazard symbols and the suppliers must provide a safety data sheet when requested by any person. The labels and safety data sheets must include risk phrases, which indicate the specific risks associated with the substance. The requirements are set out in the European Communities (Classification, Packaging Labelling and Notification of Dangerous Substances) Regulations 2003 as amended by the European Community (Classification, Packaging, Labelling and Notification of Dangerous Preparations Regulations 2004) (S.I. No. 62 of 2006).[24]	PSCS to submit in writing a list of all hazardous substances to be used on site and confirmation that, if no safer alternatives exist, these shall be used in accordance with the manufacturers recommendations and shall comply with all relevant safety standards.
4.3 Work with ionising radiation requiring the designation of controlled or supervised areas as defined in Article 20 of Directive 80/836/ Euratom such as: radioactive lightning conductors, radioactive smoke detectors, other disused radioactive materials or plant radioactive installations, work near x-ray machines, in hospital radiotherapy or nuclear medicine departments.	No work requiring the designation of controlled or supervised areas as per Article 20 of Directive 80/836/Euratom forms part of the scope of works on this project.
• Ionising radiation is most encountered in connection with certain types of non-	No NDT or work activities involving proximity to certain medical diagnostic/imaging equipment, near X-ray machines, form part of the

destructive testing (NDT) and work near operating x-ray machines, or in hospital radiotherapy or nuclear medicine departments or from some old lightning conductors.[25]	scope of works for this project , however, the proposed works are located near existing mammography accommodation within Orchid Ward. The Works Contractor/PSCS shall confirm with HSE/CUH whether any radiation controlled or supervised areas, or associated shielding, may be affected by the proposed works prior to commencement.
4.4 "Work near high voltage power lines" "This category includes all high voltage power lines, including overhead and buried lines. It also includes high voltage cables supplying fixed plant where a significant risk of breaching cable insulation exists. The Safety, Health and Welfare at Work (General Application) Regulations define high voltage as any voltage exceeding 1000 volts alternating current 1500 volts direct current".[26]	Work in proximity to existing underground or overground electrical services may arise in connection with the project, including any excavation works, installation of outdoor air-conditioning units, cable routing, lifting operations and general construction activities. The Contractor / PSCS shall identify, verify and take account of all existing electrical services in the vicinity of the works prior to commencement. There will be works to existing and new electrical installations associated with the air conditioning installation and its connection to the existing electrical system. The Works Contractor shall ensure that all the necessary precautions, isolations, permits, supervision and safe systems of work are in place in relation to existing electrical infrastructure, including any underground or overground power lines or buried electrical services that may affect the works.
4.5 Work exposing persons at work to the risk of drowning" For example: - Work over or near water where there is a risk of persons falling into water. Works significantly below water table, work to bridges, culverts work on or near the sea, lakes ponds, reservoirs. Work where there is a risk of falling into and drowning in product vats, slurry tanks or grain silos.[27]	No work activities of this nature are foreseen at this time
4.6 Work on wells, underground earth work and tunnels" E.g.: - Excavated wells: Underground earth works: Tunnels: Underpinning:	No work activities of this nature are foreseen at this time
4.7 "Work carried out by divers at work having a system of air supply"[27]	No work activities of this nature are foreseen at this time
4.8 "Work carried out in a caisson with a compressed air atmosphere" [27]	No work activities of this nature are foreseen at this time
4.9 "Work involving the use of explosives" [27] For example: - Rock blasting or demolition	No work activities of this nature are foreseen at this time
4.10 "Work involving the assembly or dismantling of heavy prefabricated components." For example, Includes work involving steel section, precast concrete framing elements, precast concrete floor units, precast cladding units, trussed rafters, and some items of mechanical plant.[28]	There is a requirement to deliver, lift, handle and install heavy prefabricated components associated with the air-conditioning installation, including outdoor condensing units, Hybrid Branch Controllers (HBCs), mounting systems, supports and associated equipment. The Works Contractor shall provide appropriate method statements and lifting plans for these works and shall ensure that all such activities are carried out using suitable plant, equipment by competent personnel, under experienced site supervision.

The following is a non-exhaustive list of hazards that may be encountered in this project:

Access/Egress to/from site	Hot surfaces – work adj. to	Roads: Live Traffic – Work adj. to
Access/Egress to/from works	~~Housekeeping - site~~	Roads - excessive speed, on same
Bio-hazards: Contact with	~~Housekeeping site accommodation~~	~~Saws - concrete/steel: use of~~
~~Cartridge tools – use of~~	~~Hydraulic Jacks~~	Sharps
Compressed Air	~~Kitchens/canteen – Work in~~	Skips
Compressed Air power tools	Ladders/trestles/staging – use of	Storage Areas - Temporary
~~Confined spaces - entry~~	Lifting operations	~~Structural Instability - Building~~
Deliveries - Site	Live M&E Installations – Work on	Structural Instability – other
Dust	Manual Handling	Temporary Works
Emergency/Night works	Mobile access platforms – use of	Vehicular movement
Excavations	~~New employees~~	Vibration
~~Ground Contamination~~	Noise	~~Weil's disease~~
~~Form work~~	~~Overhead cables – Contact with~~	~~Welding~~
Fragile Roof covering – work adj. to	Plant & Equipment – works adj. to	~~Work at/on/over water, open tanks~~
Gas cylinders	Plant & Equipment – operation of	~~Work in Water~~
~~Grinding wheel(s): Use of~~	Property: Interface(s) with	~~Work adj. to large fuel storage area~~
Hazardous Chemicals -Use of	~~Piling~~	Work adj.to/with Electrical equip

5.0 CONCLUSIONS

Conclusions by the Designers and the Project Supervisor for the Design Process as regards the taking account of the general principles of preventions and any relevant safety and health plan or safety file.

Designing for Safety in Construction as published by ACEI/EI/RIAI includes a methodology for Designers in taking account of the General Principles of the Prevention as indicated in Appendix F, but this advice is not prescriptive and Designers may have their own methods of dealing with the matter.

Design Risk Assessments (DRA) received from the following:

Mechanical & Electrical Consultant
Information contained in the DRA as received above are incorporated in this document.

Those installing the proposed air-conditioning systems within the Seahorse and Orchid Wards are exposed to significant risks, which it has not been possible to eliminate, specifically:

- Working at height/Falls from a height.
- Working on live or existing electrical installations.
- Lifting and positioning outdoor condensing units and associated equipment.
- Potential exposure to asbestos-containing materials during works to the external panels at Orchid Ward.
- Working within an operational hospital environment.

Record Drawings:
As built Record drawings are partially available for the building.

Utilities record drawings indicate the approximate routes only of utilities serving the building, and are to be treated with caution until such time as their contents have been verified by other means e.g. cat scanning

Existing Risk Population
The building is an operational hospital facility. Occupants may include patients, clinical and non-clinical staff, visitors, maintenance personnel, delivery personnel and other authorised hospital users.
The building is also a workplace as defined by H&S legislation, and other work activities may be taking place which may require these works to be coordinated with normal CUH operations.
The works will introduce temporary additional risks to the building and surrounding operational areas, which the works contractor will be required to mitigate.

Works Program(s):
Are subject to confirmation from the appointed Works Contractor that the proposed start and completion dates can be safely achieved.

General Conclusions
The residual risks identified in this PHSP & the accompanying Preliminary Risk Assessments can be appropriately managed by a competent works contractors via adherence to published H.S.A. & other guidance, adoption of appropriate construction methods, implementation of industry standard management procedures &/or use of personal protective equipment, as appropriate.

The M&E Design reviews suggest that no significant safety hazards - which a competent works contractor would be unaware of - have been transferred from design to construction phase without appropriate control measures.

The scope of works involves:-

- Working within ceiling voids and restricted-access areas, where applicable.
- Working on existing roof areas and roof platforms, with associated working-at-height risks.
- Lifting and positioning outdoor condensing units, HBCs and associated equipment.
- Electrical installations with an attendant electrocution risk.
- Works involving existing external panels at Orchid Ward presumed to contain asbestos.
- Works within an operational hospital environment, including out-of-hours activities.

Electrical Temporary Works
Temporary electrical works may be required to facilitate the safe installation, isolation, testing and final connection of the air-conditioning systems to the existing hospital electrical installations. Any such arrangements shall be assessed and coordinated by the appointed contractor.

No of Works Contractors

It is anticipated that there will be a main works contractor together with specialist subcontractors, as required. Coordination between all parties with respect to health and safety will be essential. The appointed works contractor will be appointed PSCS and shall coordinate the activities of all contractors involved in the works.

Fire Safety

Given the operational nature of the building, fire safety within the building and surrounding work areas will remain a priority throughout the works. The appointed PSCS / Contractor will be expected to put in place appropriate fire safety measures during the course of the works, including control of hot works, housekeeping, protection of escape routes, and coordination with the Client in relation to any works affecting the existing fire safety provisions.

All penetrations through existing fire-rated construction shall be appropriately firestopped, inspected and certified, and existing fire compartmentation shall be maintained or suitably protected throughout the works.

6.0 CONTINUING LIAISON

6.1 Procedures for dealing with co-ordination of Designers. Procedures for organising co-operation between Designers. Procedures for dealing with changes or late changes to design.	**PSCS to notify PSDP as soon as possible in writing.**
6.2 Procedures for considering health and safety aspects of the design elements by the Project Supervisor Construction Stage who must then inform Project Supervisor Design Process / Employer's Representative.	**PSCS to notify the ER of any such aspects in writing.**

The information contained in the preliminary Safety and Health Plan has been prepared on preliminary basis prior to the commencement of the work on site. It does not take account of any matters or information, which may come to light after that time.

For and on behalf of Project Supervisor for the Design Process (PSDP)

Signed: _____ Date: 03/11/2026

Project Safety Coordinator

APPENDIX A
General Site Rules Applicable to Construction Site

These are generic rules for the general guidance of the Main Contractor and must be developed by the main contractor to become Site Specific Rules for the project in hand:

1. All site visitors, personnel and contractors should be required to comply with the Main Contractor's Health & Safety policy and the specific Construction Stage Safety and Health Plans.
2. All other Sub-Contractors should be required to provide evidence of their Health & Safety Policy procedures to the Main Contractor prior to start of work. This information should be incorporated in the Health & Safety Plan by the Project Supervisor Construction Stage. A monthly report will be submitted as to the status of each sub-contractor's submissions and adherence to procedures.
3. All risks identified in the Preliminary Safety and Health Plan and in the Safety, Health and Welfare at Work (Construction) Regulations 2013 are to be individually identified and addressed by the Main Contractor.
4. Method statements and Safety statements are to be reviewed and revised as necessary on an ongoing basis to take into account any new issues, which arise during the course of any revision. Revisions, which could affect SHW matters are, to be raised at site meetings.
5. All site personnel and Safety and Health personnel should be advised on an ongoing basis of any revisions to the Safety Plan by the PSCS.
6. Stand and proof of adequate training of personnel on site is to be included in the Safety, and Health Plan prepared by the PSCS.
7. Smoking is not permitted within designated working areas.
8. Eating and drinking should not be allowed in the designated working area.
9. Main Contractor should ensure that a suitable person is appointed to attend all hot work operations and be supplied with a suitable fire extinguishing appliance. Hot work must be finish at least one hour before completion of work on site for that day to ensure that the workplace is left in a safe condition.
10. Collective protective measures such as nets and mobile elevated platforms must be considered by the Main Contractor during works at height, including the installation of outdoor air-conditioning units and associated equipment at roof level.
11. The Main Contractor will take sufficient adequate steps to control dust during the construction stage and this is be noted in the Safety and Health Plan and to be reviewed at the site meetings.
12. The Main Contractor should ensure that all excavations are supported in accordance with the requirements for the 2013 Construction Regulations.
13. The Main Contractor is to ensure that all relevant Safety, and Health Regulations are adhered to at all times.
14. Personnel or sub-contractors with an unsatisfactory safety record, procedures shall not be allowed on the site unless evidence of improvement and training to achieve same is obtained.
15. The Contractor shall observe all legislation with regard to littering.
16. The Main Contractor shall observe that all cables, loose wires etc and other trip hazards are avoided and set up procedures to prevent same.
17. Work must not commence until the Safety and Health plan (Construction) is in place for each of the Sub-Contractors.
18. The PSCS should issue a method statement for distribution of Health & Safety related information and revisions to Health & Safety plan to Sub-Contractors and any other parties whose health and safety may be affected.
19. The PSCS shall advise all parties, whose health and safety may be affected of the emergency arrangements for dealing with and minimising the effects of injuries, fire and other dangerous occurrences.
20. The Main Contactor shall minimise noise and vibration as far as is reasonably practicable.
21. For any statement, reference, report legislation, the more onerous conditions will apply.

APPENDIX B
Safety and Health Plan

Site specific Safety and Health Plan to be implemented by the Project Supervisor Construction Stage.

Following items (list is not exhaustive) should be addressed in the Construction Stage Health and Safety Plan:

1. Description of Project

    - Project Description and programme details;
    - Details of client, designers, Project Supervisor Design Process and other consultants;
    - Extent and location of existing records and plans;
    - Arrangements for communicating with Designers, PSCS and other as appropriate.

2. Client's Considerations and Management Requirements
    - Structure and organisation;
    - Safety Objectives for the project and the arrangements for monitoring and review;
    - Permits and authorisation requirements;
    - Emergency procedures;
    - Site rules and other restrictions on contractors, supplied and the others, e.g. access arrangements to those parts of the size which continue to be used by the client;
    - Activities on or adjacent to the site during the works;
    - Arrangements for liaison between parties;
    - Security arrangements.

3. Environmental Restrictions and Existing On-Site Risks

a) Safety hazards, including:
    - Boundaries and access, including temporary access;
    - Adjacent land uses;
    - Existing storage of hazardous materials;
    - Location of existing services – water, electricity, gas, etc;
    - Ground conditions;
    - Existing structures – stability, or fragile materials;

b) Health hazards, including:
    - Asbestos, including results of surveys;
    - Risk of aspergillosis to vulnerable patients if dust containing Aspergillus spores spreads from ceiling works into occupied hospital areas;
    - Existing storage of hazardous materials;
    - Contaminated land, including results of surveys;
    - Existing structures hazardous materials;
    - Health risks arising from client's activities.

4. The Safety and Health Plan for the construction stage.

a) Description of Project
    - Project description and programme details;
    - Details of client, Project Supervisor Design Process and Project Supervisor Construction Stage, designers, main contractor and other consultants;
    - Extent and location of existing records and plans;
    - Arrangements for communicating with Contractors, PSDP and others as appropriate.

b) Communication and Management of the Work
    - Management structure and responsibilities;
    - Safety and health goals for the project and arrangements for monitoring and review of safety and health performance;
    - Arrangements for;
    - regular liaison between parties on site;
    - consultation with workforce;
    - the exchange of design information between the Client, Designers, Project, Supervisor for the Design Process, Project Supervisor Construction Stage and Contractors on site;

    - Handling design changes during the project;
    - The selection and control of Contractors;

- The exchange of safety and health information between Contractors;
- Security, Site induction, and on-site training;
- Welfare facilities and first aid;
- The production and approval of risk assessments and method statements;
- The reporting and investigation of accidents and other incidents (including near misses);

c) Site Rules

d) Fire and emergency procedures

5. Arrangements for Controlling Significant Site Risks

a) Safety Risks
- Services, including temporary electrical installations;
- Preventing falls;
- Work with or near fragile materials;
- Control of lifting operations;
- Dealing with services (water, electricity and gas)
- The maintenance of plant and equipment;
- Poor ground conditions;
- Traffic routes and segregation of vehicles and pedestrians;
- Storage of hazard materials;
- Dealing with existing unstable structures;
- Accommodating adjacent land use;
- Other significant safety risks.

b) Health Risks
- Manual handling;
- Reduce noise and vibration;
- Removal of asbestos;
- Dealing with contaminated land;
- Use of hazardous substances;
- Other significant health risks;
- Arrangements for preventing the spread of dust during ceiling works, including segregation of work areas, HEPA-filtered vacuum cleaning of ceiling voids and cleaning and reinstatement before handback at the end of each shift, as specified in Section 1.3.

APPENDIX C
Drawing / Specification Lists

1. Architect's Drawing List
   N/a

2. Civil & Structural Engineer's Drawing List
   N/a

3. Mechanical / Electrical Engineer's Drawing List
   Refer to DCEng Drawings for the Seahorse and Orchid Wards Air Conditioning Installation Works.

4. Temporary Works Designers
   N/a

5. List of Specifications &/or Schedules
   Refer to DCEng Mechanical and Electrical Specifications and Equipment Schedules

6. Others
   N/a

APPENDIX D
Safety File

The Project Supervisor Construction Stage shall supply all necessary safety file information to the PSDP which shall include the following items (list not exhaustive).

The Project Supervisor Construction Stage in co-operation with the Main Contractor shall ensure that the Safety File to be produced at the end of the project shall incorporate all issues identified in the Main Contractor's Method and Safety statement.

The Project Supervisor Construction Stage shall standardise the former for each Sub-Contractor's information for the Safety file with the Client for ease of access of information and standard of information to be submitted by all Sub-Contractors.

The Project Supervisor Construction Stage shall identify relevant information to be issued by the Project Supervisor Design Process and issue a request in time. This will allow the Project Supervisor Design Process to instruct the Design Team and Client to issue the necessary information to be included in the File.

The Safety File shall also include the following non-exhaustive list of items, as appropriate

1. The very latest Design Team drawings, specifications and bills of quantities used for the purpose of construction.
2. Certification that all safety glazing is installed as required. Location and type of safety glazing used shall be described.
3. Fire Certificate Application Report, most current Fire Certification drawings used for Construction and Copy of Fire Certificate. (for all relevant Fire Certificates for the project).
4. Drawings, details and certification of the system including relevant pull out tests and other loading tests for access safety systems such as hook, safety lines, barriers, etc.
5. Certification of all Fire Safety / Emergency related work must be included in the Safety file and should include:
    - Drawings by special Sub-Contractors, which indicate location of firestopping and cavity barriers including associated test certificates.
    - Confirmation that the works are completed as per drawings and test certificates.
    - Fire test certificates for doors and confirmation that the doors are installed in compliance with the test certificates by specialist Sub-Contractors.
    - Drawings, which indicate the location of fire rated enclosures and the relevant test certificates.
    - Confirmation that the works are completed as per drawings and test certificates.
    - Firestopping certification and location records for all new service penetrations associated with the air-conditioning installations, including the relevant fire-resistance ratings and details of the firestopping systems installed.
6. Confirmation that services and emergency services in particular are fully commissioned and Services Consultants acceptance of same.
7. Details including names, type of training and dates of training of Client representatives for Emergency and Safety Systems.
8. Correspondence PSDP and PSCS with Client.
9. Operation and maintenance manuals and recommended / maintenance regime.
10. Maintenance requirements set out on an element by element basis.
11. As-built drawings, equipment schedules, commissioning and test records, manufacturers' documentation, and maintenance information for the installed Hybrid VRF and standard split air-conditioning systems, including associated controls, refrigerant and hydronic pipework, condensate drainage and outdoor unit supports.

APPENDIX E
Other Information Forming Part of this Preliminary Plan

The following documentation has been issued under separate cover and forms part of the Preliminary Safety and Health Plan:

1. GNI Record Drawings
2. Eir Record Drawing
3. Enet Record Drawing
4. ESB networks Record Drawing

N.B: If any documentation has not been received, please advise the Project Supervisor Design Process.

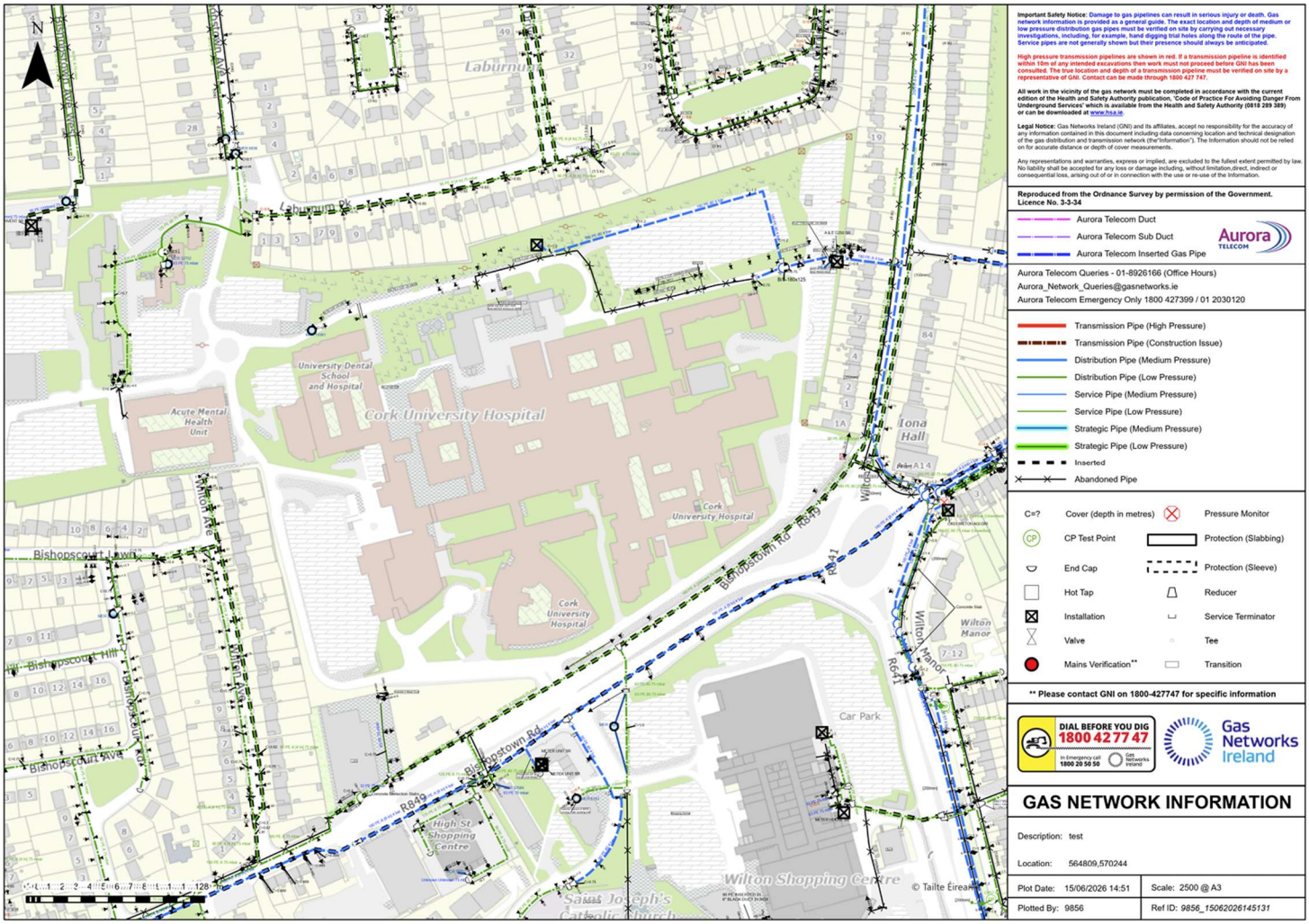

GNI Record Drawing

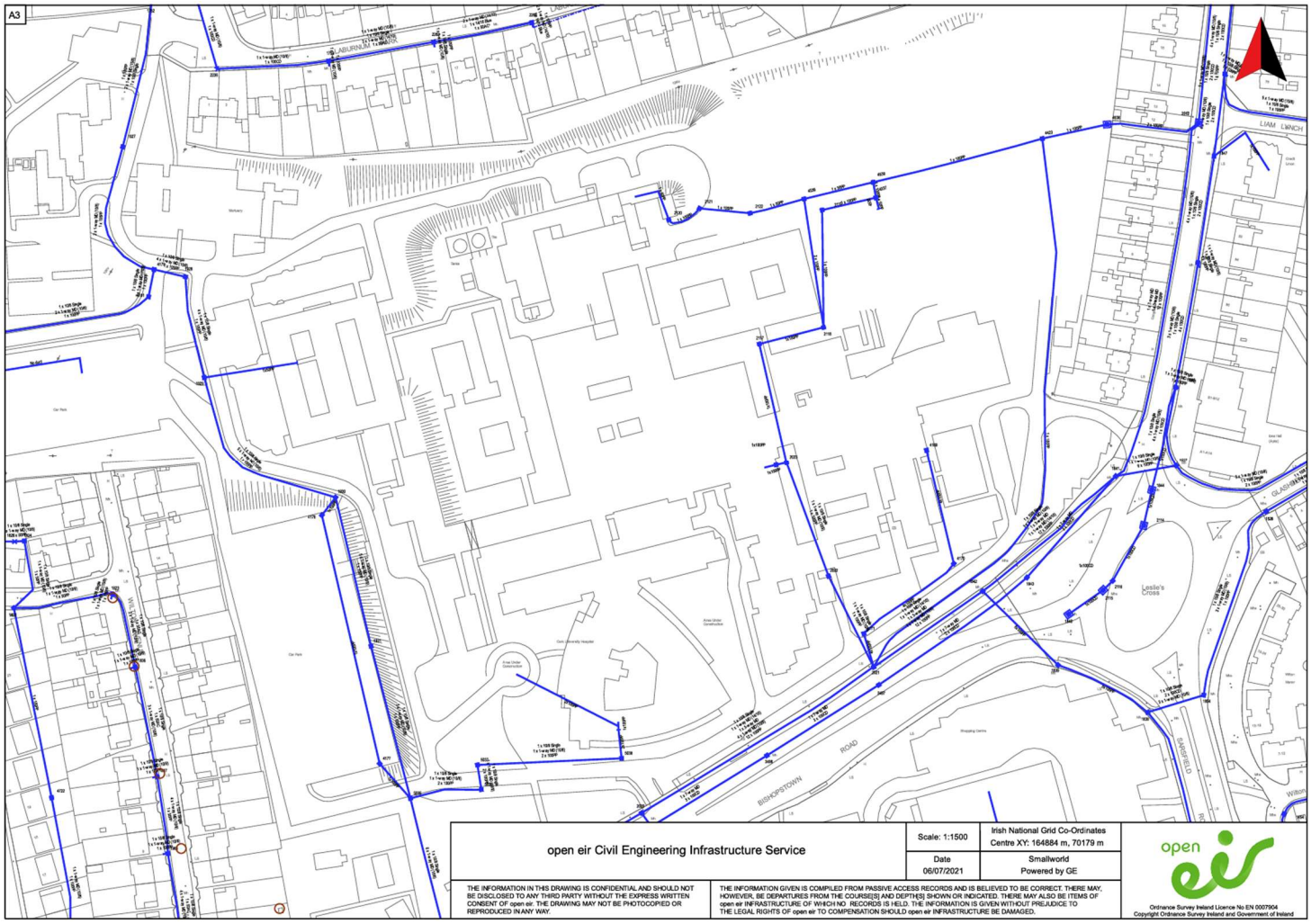

Eir Record Drawing

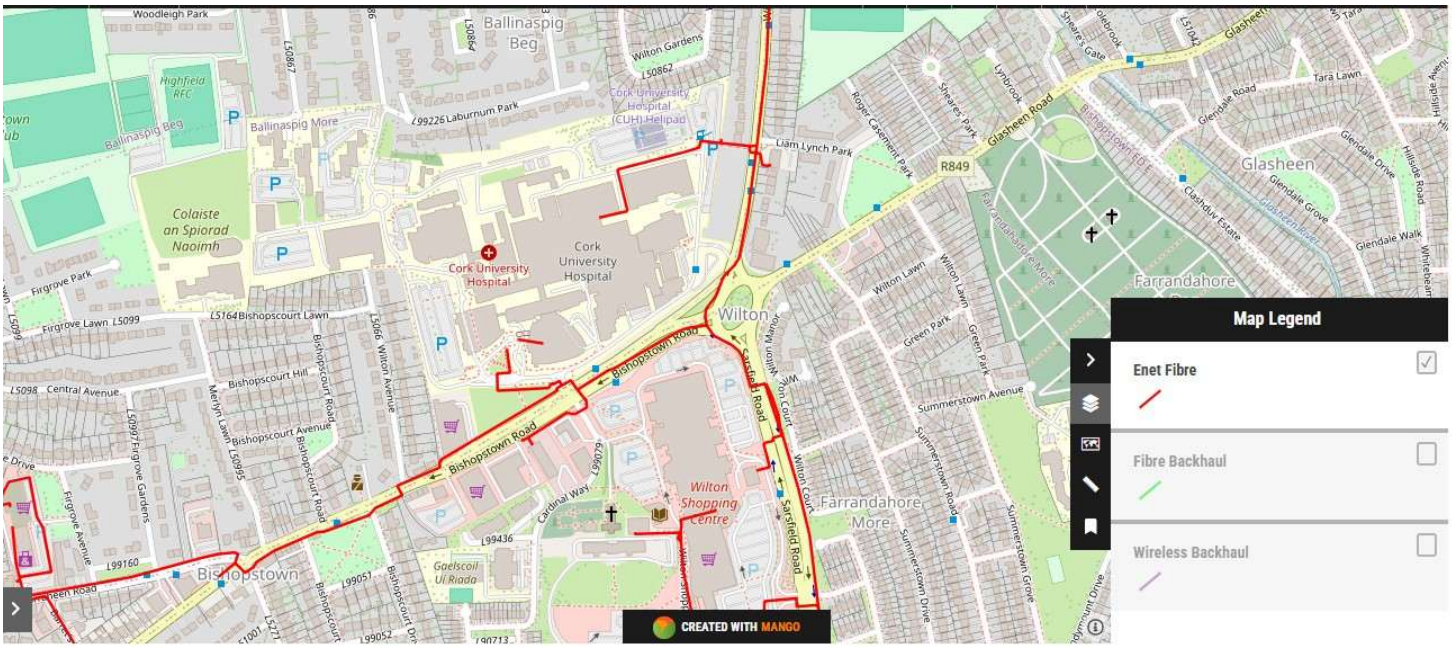

Enet Record Drawing

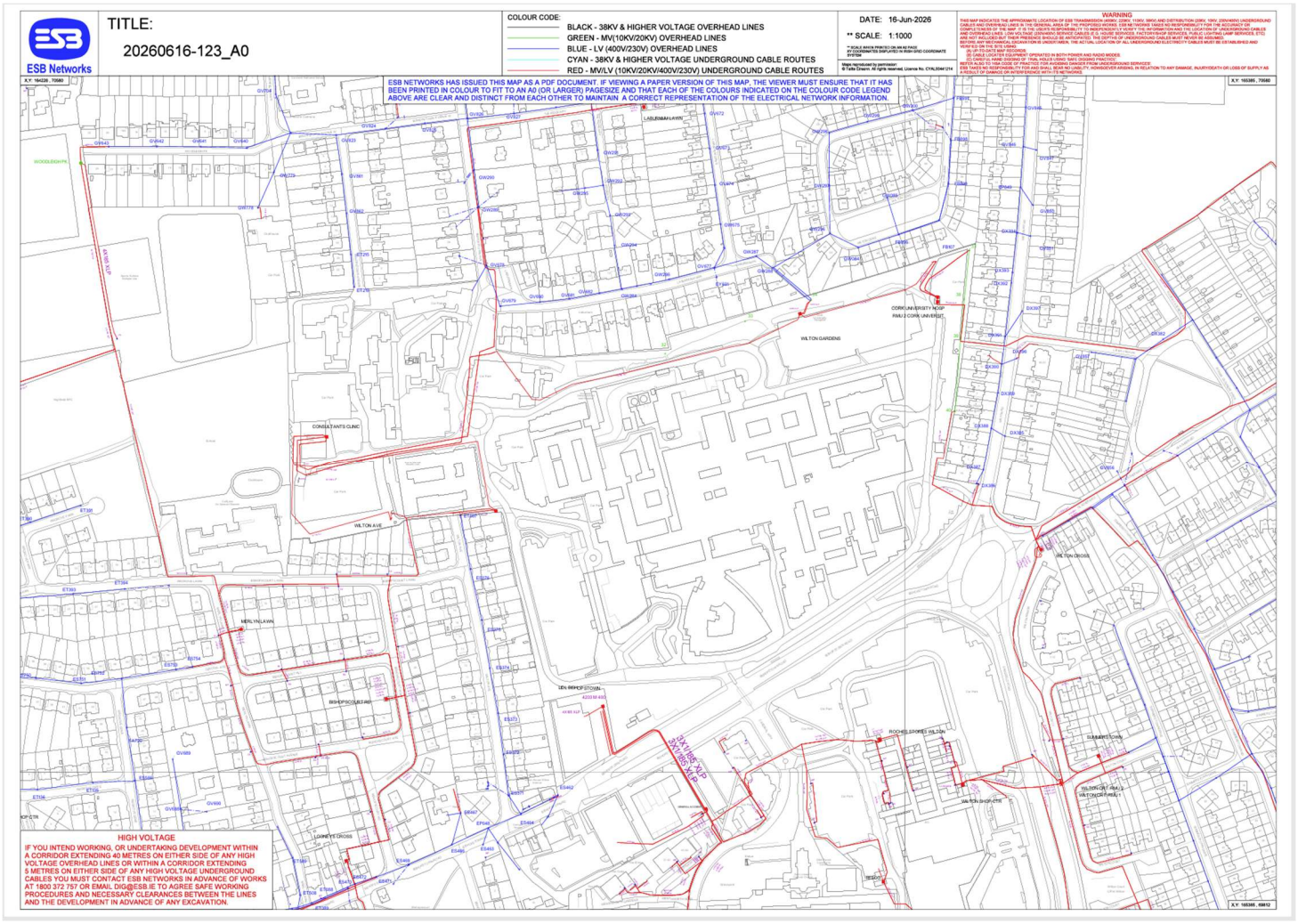

ESB Record Drawing

APPENDIX F
Advice Notes

When completing the Plan there are footnote markers that will be encountered at various points. These refer to the advice notes in Appendix F which elaborate on the relevant point and are intended to assist in the preparation of this PSHP by the PSDP. Thus in the interest of Brevity, they are not included here, but have been taken account of, in the preparation of this PSHP.

APPENDIX G
Design Certificates – Temporary & Permanent Works

Form: SHWP1

Permanent Works Designer's Certificate

(For use in connection with the Safety Health and Welfare at Work (Construction) Regulations 2013 by a designer of any element(s) of the permanent works of a project, including specialist suppliers/contractors/others who design any element(s) of the permanent works. Nothing in this certificate shall be construed as imposing on the designer any liability whether in negligence, for breach of duty or otherwise that would not otherwise attach and the certificate is provided on this basis)

PSDP's Certificate Ref. No:_____

1.	Project:	
2.	Designer:	
3.	Designer's client:	
4.	Our appointment was/is in respect of: *(eg architectural; structural; M&E…design services)*	
5.	Elements/features of the permanent works which we were/are appointed to design (subject to 8 below).	
6.	Main design codes adopted: *(if applicable)*	
7.	Current project drawings and specifications *(schedule may be appended)*	
8.	Specialist suppliers/contractors/others who must design elements of the permanent works which we were/are to integrate within the overall permanent works design. *(if applicable; schedule may be appended)*	
9.	Were particular erection or construction sequencing, or particular risk control measures, which are unusual for the type of project and which would not be apparent to a competent contractor, assumed by us during design? If yes, where are these described?	☐yes ☐ no

We hereby confirm that we have to date carried out, and will continue to carry out as necessary, the design of those parts of the works which we are appointed to design exercising reasonable professional skill, care and diligence and with due regard to our duties under the Safety Health and Welfare at Work Act 2005 and under the Safety Health and Welfare at Work (Construction) Regulations, 2013 (the 'Regulations') in that we:

1. have taken account of the General Principles of Prevention and any existing Safety File,
2. have provided the PSDP & PSCS as appropriate with relevant information as required by the Regulations, and
3. have cooperated with the PSDP & PSCS and with other designers as necessary.

Signed:	*for and on behalf of (Designer)*	*Date:*

We hereby confirm that we have coordinated the activities of the designer named above and the other designers on the project in respect of the taking account of the General Principles of Prevention during the design of the element(s) described above with due regard to our duties as PSDP under the Safety Health and Welfare at Work (Construction) Regulations, 2013.

Signed:	*for and on behalf of (PSDP)*	*Date:*

© 2015

Designing for Safety in Construction 2009